

Product Catalogue

**Specialists in leather care,
repair & restoration**

- Cleaning & Conditioning Products
- Stain Removal Products
- Repair & Restoration Products
- Made in Germany



*Designed for professionals
and end customers*

Get the best out of your leather

We have been manufacturing and selling high quality leather cleaners, conditioners, stain removal and repair products for more than 20 years.

Our extensive range, including a large selection of coloured leather fillers and leather dyes, is the result of many years of research and development. This, coupled with a strong desire to deliver good, honest and efficient products, has led us to become the preferred partner of leading automotive, furniture and leather goods manufacturers today. But we haven't forgotten our roots – we started by solving leather problems for our individual customers and this is still very much at the heart of what we do. Our passion for leather care and all things leather is our motivation. We pride ourselves on the quality of service and aim to give our best every day. In addition to our retail and private customers, our specialist leather cleaners, stain removers and leather repair products are used by professionals every day all over the world.

Our products are designed to get the best out of your prized leather possessions. Whether it's your leather car seat, your treasured antique chesterfield sofa or the comfy leather couch and settee in your living room, your favourite leather handbag and jacket or those trendy suede shoes and boots – we have the products and the knowledge to help you!

ELEPHANT LEATHER PRESERVER



EUROPEAN MUSEUM FORMULA

Schützt und imprägniert alle Glattlederarten.
Hält das Leder geschmeidig.

100% synthetisches Fett. Säurefrei, geruchsneutral, frei von pflanzlichen oder tierischen Fetten. Diese Rezeptur wird seit Jahrzehnten von Museen zum Schutz und zur Erhaltung von alten und verhärteten Ledern verwendet. Das Leder wird vor Schimmel und Faserbruch geschützt. Der Leather Preserver frischt verblichene Farben und Goldapplikationen wieder auf. Die Oberfläche wird imprägniert. Oberflächen zuerst mit Colourlock Leder Reiniger säubern. Ein wenig Lederfett in einem weichen Lappen verreiben und in das Leder einmassieren.

Manufactured by

LEDERZENTRUM GMBH

www.lederzentrum.de

125 ml

The Professional's Leather Care

Contents

05 Cleaners & Stain Removal Products



09 Care & Conditioning Products



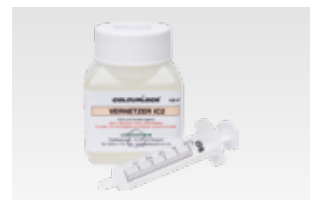
12 Repair Products



16 Colours & Dyes



20 Auxiliaries & Additives



24 Tools & Equipment



Cleaners & Stain Removal Products

Our cleaners and stain removal products are tried, tested and used by professionals and end customers around the world. They range from general surface cleaning to highly specialised products for removing specific stains commonly associated with certain types of leather.



Cleaners & Stain Removal Products



Mild Leather Cleaner

COLOURLOCK Mild Leather Cleaner is a gentle, yet effective, cleaner. It is ideal for regular cleaning of all pigmented smooth leathers but may also be used on vinyl and plastic surfaces.

Its gentle cleaning action makes it ideal for getting rid of normal soiling and dirt. Best used for cleaning prior to applying care products or dyes.

125 ml bottles come in a foam dispenser bottle which reduces product consumption and ensures leather does not get too wet while cleaning. Use in conjunction with the **COLOURLOCK Cleaning Brush** to remove deeply ingrained dirt.

Sizes: 30 ml / 125 ml / 200 ml / 1 litre



Strong Leather Cleaner

COLOURLOCK Strong Leather Cleaner is an intensive cleaner for heavily soiled, pigmented smooth leathers, such as those used in cars, aircraft and boats. It dissolves soiling deep in the grain and produces excellent results when used with **COLOURLOCK Leather Cleaning Brush**. The Strong Leather Cleaner can also be used for cleaning the air-brush, spray gun and all other leather repair tools.

Sizes: 30 ml / 125 ml / 200 ml / 1 litre



Alcantara & Fabric Cleaner

COLOURLOCK Alcantara & Fabric Cleaner is very effective for cleaning Alcantara and other sensitive fabrics. It gets rid of dirt and also improves the nap. Customers often confuse Alcantara with suede, because they look similar. But Alcantara is a synthetic fibre, which can be easily cleaned with the Alcantara & Textile Cleaner.

Sizes: 250 ml / 500 ml



Aniline Cleaner

Aniline Leathers are porous. This means that all types of dirt and liquids are absorbed into the leather's surface and cannot be cleaned superficially. Leathers that have been treated effectively with **COLOURLOCK Aniline Cream**, have a surface protection. Thus, soiling cannot penetrate the surface and can be cleaned with **COLOURLOCK Aniline Cleaner**.

The Aniline Cleaner comes in a foam dispenser which reduces the level of water contact, compared to spray cleaners and provides good surface level cleaning for sensitive leather.

Sizes: 125 ml



Vinyl Cleaner Strong

COLOURLOCK Vinyl Cleaner Strong is an intense cleaner for vinyls and plastics used in vehicles, on boats and to make vinyl furniture. Use **COLOURLOCK Leather Cleaning Brush** to remove deeply ingrained soiling.

Sizes: 150 ml / 1 litre



Foam Dispenser Bottle

The **COLOURLOCK Foam Dispenser** is a refill bottle which generates foam from leather cleaners. The bottle can only be used for Mild and Strong Leather Cleaner.

The foam bottle reduces consumption of the product and ensures the leather does not get too wet. The less leather is moistened, the better it is. Some leathers are water sensitive.

Sizes: 125 ml / 200 ml

Cleaners & Stain Removal Products



Leather Cleaning Spirit

COLOURLOCK Leather Cleaning Spirit dissolves oil and fat on leather and vinyl surfaces. It removes all residues of fats, oils, waxes and/or silicones contained in cleaners and care products. This ensures good adhesion of leather colours and other repair products, making it ideal for preparing the surface for repair. It can be used on all types of leathers and will not dissolve/ remove any colour from the surface.

Sizes: 225 ml / 1 litre



Solvent Cleaner

COLOURLOCK Solvent Cleaner is ideal for cleaning pigmented napa leathers prior to colouring. It dissolves a tiny amount of colour which is visible on the cleaning cloth. It removes all traces of products previously applied on the surface and ensures the subsequent colour coat achieves excellent adhesion.

Sizes: 225 ml / 1 litre



Leather Shoe Cleaner

COLOURLOCK Leather Shoe Washing Agent is the ideal product for wet-cleaning all types of shoes and boots. It has a disinfectant effect, regulates pH and reduces odours. Use for any type of leather – very efficient on nubuck and suede – and also textile footwear.

Sizes: 250 ml, 1 litre



Ball Point Pen Remover

COLOURLOCK Ballpoint Pen Remover is suitable for removing fresh biro and permanent marker stains on leather. Old marks and marks on porous leather and vinyl are very hard or impossible to remove using stain removal products. In which case, stronger products may be needed.

Sizes: 9.5 ml



Leather & Fur Wash Concentrate

Leather and Fur Wash Concentrate is a liquid detergent for washing all kinds of leather garments, either by hand or in the washing machine. It is also suitable for clothing made from a combination of leather and fabric. It ensures leather remains soft and does not shrink. Comes with a detailed instruction booklet.

Sizes: 250 ml, 1 litre



GLD Solvent

COLOURLOCK GLD Solvent has multiple uses:

- GLD is very good for removing dye transfer from clothing, ink stains and biro marks on pigmented napa and vinyl. It gradually dissolves the surface coating and then cleans and removes any dye transfer stains which have penetrated into the leather's top coat.

- It is also ideal for cleaning vinyl and plastics before colouring. It dissolves the colour layer slightly and makes the surface matt and sticky, giving the subsequent colour coat excellent adhesion properties.
- GLD Solvent easily removes any excess filler applied during repair, leaving a smooth surface. This also supports the embossing process significantly. See our detailed instructions on using this product.
- For single use and for end customers, GLD Solvent is also available as a 40 ml felt tip pen, making it easier to carry out the above activities.

Sizes: 40 ml pen / 225 ml / 1 litre

Cleaners & Stain Removal Products



Fat Absorber Spray

COLOURLOCK Fat Absorber Spray comes in an aerosol can and is very effective for removing fresh fat and oil stains on porous leathers like aniline, suede and nubuck. Fresh stains from spillages on nubuck or aniline shoes are ideal situations for using the Fat Absorber Spray. Easy to use and apply and gives excellent results by removing stains. Does not leave any borders.

Sizes: 250 ml



Super Glue Remover

COLOURLOCK Super Glue Remover is a special cleaner for removing super glue stains from pigmented leather (surface-dyed leather), plastic and synthetic leather.

Sizes: 20 ml



Fat Absorber Paste

Fat Absorber is a solvent gel mixed with an absorbent powder which is ideal for removing grease and sweat stains commonly found on armrests and headrests of old napa leather furniture. These stains are usually too deeply ingrained to be removed by normal cleaning methods. Over time, grease accumulates and penetrates the leather, leaving unsightly stains in areas that have been in direct contact with skin. The paste absorbs all the grease from the leather, allowing the subsequent colour coat to adhere to the surface. Leather treated with Fat Absorber Paste will need to be coloured or will require a colour touch-up.


Sizes: 250 ml / 1 litre



Aniline Water Stain Remover

Spillages of water, tea, coffee etc on porous leather can leave stains and borders which are very difficult to remove. Generally, the outer borders of the stains are dark. In most cases, the **COLOURLOCK Aniline Water Stain Remover** is more effective at removing these borders than alternative products on the market. Water stains on garments can be removed using this product, in conjunction with Leather & Fur Wash Concentrate.

Sizes: 100 ml / 1 litre



Nubuck Eraser, Leather Sanding Pad & Nubuck Sponge

There is a wide variety of liquid cleaners available in the market for suede and nubuck. However, after extensive testing we concluded that dry cleaning methods should be attempted first. Removing upholstery leather to clean small stains can be too much effort. For basic surface cleaning the following techniques have proven to be most effective:

- Sanding the surface with the **COLOURLOCK Leather Sanding Pad** is always the first choice

for tackling soiling that is spread over large surfaces. This will often improve the look of the leather considerably.

- **COLOURLOCK Nubuck Eraser** is considerably rougher and is ideal for removing crusty dry stains. When used gently this can offer excellent results.
- **COLOURLOCK Nubuck Sponge** is ideal for very light staining on new leathers. It is the least abrasive of the products mentioned above and is ideal for procedures that require extreme caution. Damages and stains, especially on nubuck, are irreversible and hence a well thought out process is essential.
- For grease stains, use **COLOURLOCK Fat Absorber Spray** and **COLOURLOCK Leather Cleaning Spirit**.



Care & Conditioning Products

Leather care is extremely complex, due to the wide variety of types of leather and its uses. It is therefore important to choose the right care products and apply them regularly in order to lengthen the lifespan of the leather.



Care & Conditioning Products



Leather Protector

COLOURLOCK Leather Protector is a preserving cream for pigmented leathers. It contains UV filters, anti-oxidants, protecting agents against wear and conditioners. It helps to keep leather soft and supple. The antioxidants protect it from ageing. Leather Protector is mainly used on furniture and automotive leather of any age. Older leather should be treated every 6 to 12 months.

Sizes: 30 ml / 150 ml / 1 litre



Leather Shield

With new and light coloured leather, stains caused by clothing dye transfer are often an issue, especially on high contact areas like car seats and sofas. These can be effectively reduced by applying **COLOURLOCK Leather Shield** to the areas of immediate contact within the first 3 years of purchase and subsequently every three months.

For professionals, Leather Shield is also the first protective treatment following a complete colouring.

Sizes: 30 ml / 150 ml / 1 litre



Leather Care & Waterproofing Oil

Leather Care & Waterproofing Oil is an intensive conditioning product developed by a tannery master for leather clothing and outdoor gear. It is easier to apply than waxes. It makes dry leather supple again, protects it against extreme weather and keeps it waterproof.

Sizes: 175 ml / 1 litre



Elephant Leather Preserver

COLOURLOCK Elephant Leather Preserver is a purely synthetic, acid-free leather wax. It is an ideal treatment for antique and shiny leathers. It has strong waterproofing properties and prevents the growth of mildew.

Great to condition and give a gloss finish to leather handbags, suitcases, saddles and shoes. It can also be used to remove wear marks on Pull-Up leather.

Sizes: 15 ml / 125 ml



Aniline Cream

COLOURLOCK Aniline Cream is a treatment for protecting highly sensitive porous leathers. If applied regularly, before any stains have occurred, Aniline Cream can protect the leather and even out small, dry cracks and scratches on the surface. It also provides a strong waterproofing effect against all types of stains and soiling and gives a matt finish.

Sizes: 30 ml / 75 ml / 250 ml / 1 litre



Gloss Cream

COLOURLOCK Gloss Cream, like the Aniline Cream, is an effective treatment to protect highly sensitive porous leather. It waterproofs the leather and hides slight signs of wear and dry cracks. Regular use is recommended and before any stains have occurred. It gives a gloss finish.

Sizes: 30 ml / 75 ml / 250 ml / 1 litre

Care & Conditioning Products



Aniline Protector

COLOURLOCK Aniline Protector conditions and protects leather from drying and bleaching. Specially designed for sensitive aniline and buffalo leathers, it is also great for nubuck and suede. The active ingredients are aerosol-sprayed onto the leather to prevent staining during application. It contains UV light protection, conditioners and antioxidants.

Sizes: 400 ml aerosol / 1 litre bottle



Leather Essence

COLOURLOCK Leather Essence is an essential oil we developed in cooperation with a perfume specialist to bring the scent of leather to odourless new or old leather. It can be applied directly onto the leather or on the pad included in the set. The intensity of the scent depends on the amount used, air circulation and temperature.



PU Protector

PU leather is a popular material, due to its low price. It is made from cheap cow split hide with an embossed and coloured surface coating, usually made of 100% polyurethane. The surface often cracks, becomes tacky and matt and is unrepairable. The **COLOURLOCK PU Protector** cleans and supports this type of leather against damage. Treatment is recommended every three months.

Sizes: 150 ml / 1 litre



Waterproofing for Leather & Textiles

COLOURLOCK Waterproofing for leather and textiles is an aerosol for porous (aniline), nubuck and suede leathers. Also suitable for textiles. It is a gentle anti-stain protection. Makes surfaces water repellent.

Sizes: 200 ml / 500 ml



Vinyl Protector

COLOURLOCK Vinyl Protector is a conditioner ideal for use on synthetic leather, leatherette, PVC, vinyl and artificial surfaces dyed and treated to look like leather. It can also be used on plastic surfaces, like car dashboards.

Seals the surface and reduces soiling. Protects the surface by reducing bleaching and brittleness. Does not make the surface glossy.

Sizes: 150 ml / 1 litre



Leather Sole Oil

The **COLOURLOCK Leather Sole Oil** is a treatment for leather soles. It increases the overall longevity of leather soles by making them waterproof and more elastic.

Sizes: 150 ml / 1 litre



Repair Products

Our leather repair products have been developed through years of research and tests on a wide variety of damage, from small cracks to rips and holes. Choosing the correct repair product depending on the damage is crucial to ensure the repair stays durable.



Repair Products



Filler

COLOURLOCK Filler is a dull, flexible material with good filling and strong adhesive properties. It is very effective for repairing napa leather, vinyl and plastics. **COLOURLOCK Filler** shrinks minimally, does not harden excessively and is resistant to dry cleaning.

Applications: Scratches, abrasions, small rips, cracks and holes.

Filler can be sanded dry and wet (GLD Solvent, follow the manual) and it is possible to emboss it several times. The Filler is white when dry and can be pre-coloured with a small amount of Leather Fresh or Leather Colour.

Repairs with Filler are ideal for repairs in the workshops without time pressure. For quick repairs, we offer **COLOURLOCK Leather & Vinyl Paste**.

Sizes: 7 ml / 20 ml



Fluid Leather

COLOURLOCK Fluid Leather has the Filler's attributes and is applied identically. In contrast to the Filler, Fluid Leather has a shiny finish and is available in any of the 46 colours from our standard colour chart. A coloured filler makes the repair completely invisible. Therefore, it is ideal for smaller repairs that only need to be touched up with Leather Fresh after the filling work. Fluid Leather is the ideal product for end customers.

Fluid Leather "Neutral" is perfect for repairing antique leather and PU Leather (By-Cast), where a transparent, gloss finish is desired.

Sizes: 7 ml / 20 ml



GLD-PEN

COLOURLOCK GLD Pen contains GLD Solvent which dissolves excess **COLOURLOCK Filler** and **COLOURLOCK Fluid Leather** applied during repair. The filler cannot be sanded dry, the GLD-Pen comes with a double-sided felt tip and helps achieve a smooth surface. While the same can be achieved using the GLD Solvent and a sanding pad, the GLD Pen is easier to apply and the chances of spillages or damaging the leather are reduced substantially.

Sizes: 40 ml



Neutral Binder

COLOURLOCK Neutral Binder is an ideal treatment where cracks are not deep enough for Filler or Fluid Leather, but too big for just colouring.

Older leathers can develop extensive cracks and scales, while newer leathers may have problems with multiple scrapes and scratches, where filling is not necessary, but a colouration is not enough to hide all the damage. **COLOURLOCK Neutral Binder** is a very resistant binder which stabilises slightly cracked and damaged leather surfaces.

Where cracking is more extensive, the new colour layer also tends to crack after being sanded and colour-

ed, because the elasticity of the leather is higher than the new pigmentation (Primer, Leather Colour and Top Coat). In such cases, Neutral Binder provides additional stability.

Applying the Neutral Binder stabilises the leather significantly even when the surface is only slightly cracked or scaly.

Sizes: 250 ml / 1 litre

Repair Products



Filler Paint

COLOURLOCK Filler Paint is a "Tipp-Ex" type product for quick and simple leather repairs to small dam-

ages, where spraying is not required. It covers, glues and fills small scuffs. It is specially developed for manufacturers of car interiors or service professionals who carry out smaller repairs.

First clean the area with **COLOURLOCK Solvent Cleaner**. Apply the Filler Paint with a thin brush. Dab the repair with a terry cloth.

The structure (graining) can be re-created by embossing a heat-

ed repair grain onto the repair area. The gloss of the repair area must be adjusted with **COLOURLOCK Top Coat** (mixed with Crosslinker).

COLOURED Filler Paint is mixed according to colour samples and the minimum quantity is a set of 10 x 20 ml brush bottles.

Colours: neutral / coloured



Leather & Vinyl Paste

COLOURLOCK Leather & Vinyl Paste is ideal for repairs of smaller damages in leather, vinyl and plastic which need to be done quickly. Its fast drying properties make it the preferred option for smart repair and repair departments in the industrial production of leather goods.

It allows the repair to be filled and can be dried instantly by embossing a heated repair grain (grain structure of the leather). For major repairs **COLOURLOCK Thermofix** facilitates repair work. Please follow the manual.

Sizes: 7 ml



Leather Glue

COLOURLOCK Leather Glue is a fast-drying glue that remains flexible after drying. It is used to stabilise damages which have to be glued with a rip-resistant fabric from the back of the leather. The repair area remains flexible and soft.

Sizes: 7 ml / 20 ml



Rep-Glue – Repair Glue

COLOURLOCK REP-GLUE is a very fine glue for raised fibres of cuts and impact damages. Unlike normal adhesives, REP-GLUE has no filling effect, which is important when repairing minor damages. The use of REP-GLUE saves a lot of time repairing raised fibres and edges.

Shake REP-GLUE before use and carefully apply the glue with the brush under the raised edges or fibres. Wipe the excess away and dry with a heat gun. Choose a fitting repair grain, heat the grain and press the raised fibres back into the original position.

To assure the durability of the repair with REP-GLUE, the repair has to be stabilised with Leather Colour and Top Coat. Leather Filler has to be used additionally if filling is required.

Sizes: 20 ml



Repair Products

Filling Requirement

None or little (small scratches and raised edges)

Small (roughened surface, scaly areas)

Medium (minor damage)

Large (rips, deep scratches, cracks)

Repair Product

REP-GLUE – Repair Glue

Neutral Binder

Filler Paint

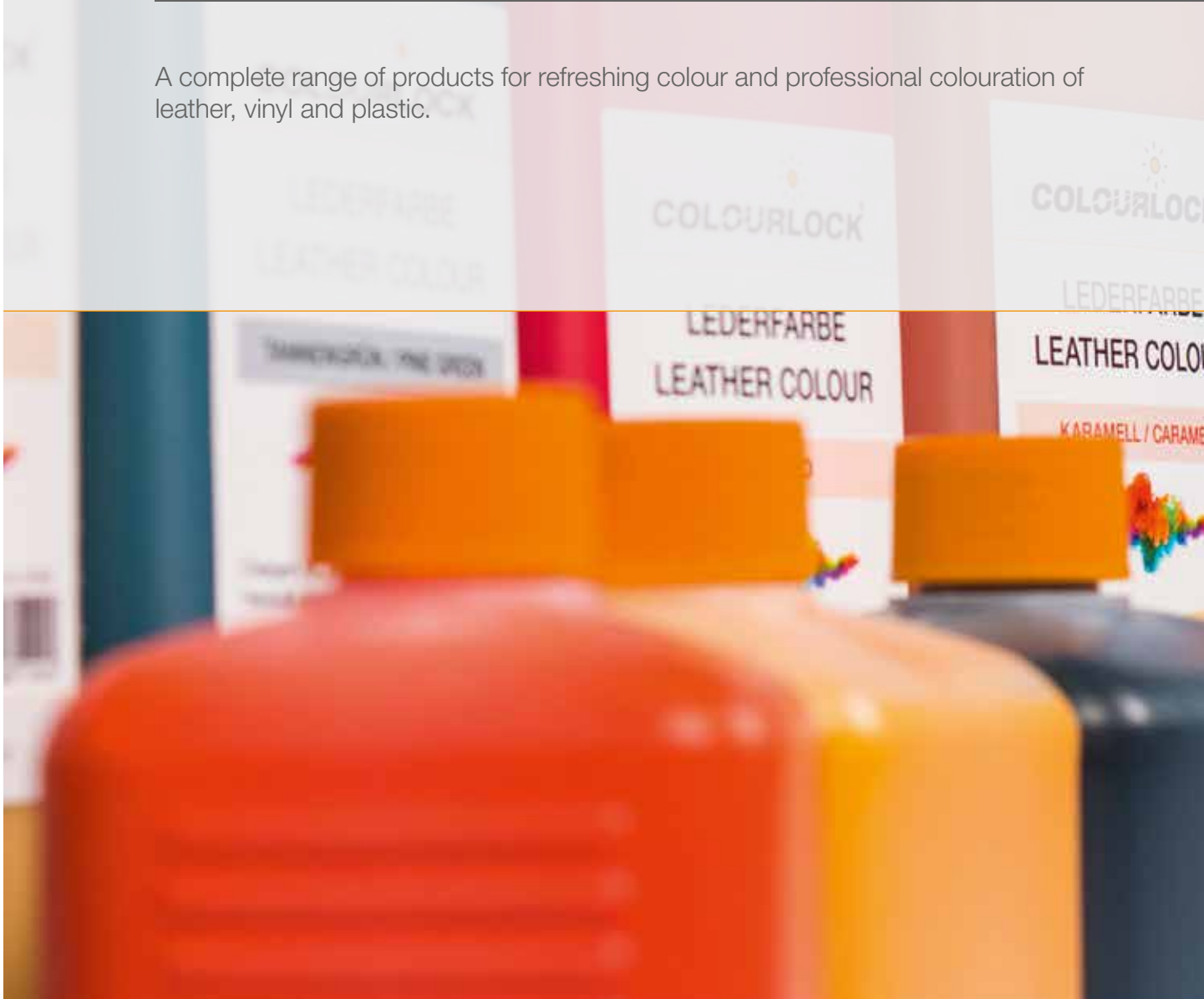
Leather Filler or Fluid Leather or Leather & Vinyl
Paste plus Thermofix





Colours & Dyes

A complete range of products for refreshing colour and professional colouration of leather, vinyl and plastic.





Leather Colours



COLOURLOCK Leather Colour is the best choice for recolouring or for changing the colour of pigmented napa leather, vinyl and plastic. Leather colour is applied with a spray gun or an airbrush.

The leather colour has a high covering power but still maintains the features of the leather. It can also be used for converting nubuck to napa and aniline leather to pigmented leather.

The Leather Colour is a water-based formula that gives extremely high adhesion values, if used correctly. It is fully approved for use by leading manufacturers in the automotive, furniture and aircraft industries.

Our range includes 17 prime colours that can be mixed to achieve any colour tone. Additionally, we offer a pallet of five luminous colours that can be mixed with the 17 basic colours.

Sizes: 250 ml / 1 litre



Leather Fresh



COLOURLOCK Leather Fresh is a colour refresher (toner) for lightly scratched, worn or bleached leather. It is designed primarily for end customers, upholsterers, saddlers, furniture stores and vehicle retailers who want to carry out complex repair work and usually work on small/minor damages. The ease of application and excellent results have made it a very popular product.

It is best applied with a sponge and dried with a hair dryer or heat gun. Leather Fresh will not stain and remains colour fast. It can also be applied using a spray gun but this is only necessary when working on a large surface.

Leather Fresh is available in 46 shades from our standard colour chart and can also be mixed according to samples. We have an archive of over 1000 colour samples from automotive and furniture manufacturers which we can use to mix special colours.

Leather Fresh is also easy-to-use for creating antique effects on pigmented leather.

Sizes: 30 ml / 150 ml / 1 litre



**Nubuck Fresh
(Suede Pigment)**

COLOURLOCK Nubuck Fresh is a water-based colour designed to refresh the colour of faded nubuck and porous aniline leathers. Nubuck Fresh is available in the full range of 17 prime colours. It can be applied with a sponge or spray gun and has a pleasant handle and excellent adhesion properties.

Nubuck fresh is semi-transparent and cannot be used for colour changes on dark spots or changing a leather's colour completely. It is ideal for dark leathers which have not faded very heavily.

Sizes: 250 ml / 1 litre

Colours & Dyes



Aniline Dye

COLOURLOCK Aniline Dye is not a pigment-based colour. Aniline Dye is transparent, like ink, and ideal for creating multi-coloured effects on leather. Aniline Dye can be added to the primer, the leather colour or the top coat.

Aniline dye is available in black, yellow, blue, red and brown.

Sizes: 250 ml / 1 Litre



Metallic Effect

The **COLOURLOCK Metallic Effect** is available in pearl, bronze, gold, silver and red. It's added to the top coat to achieve a coloured metallic finish on the leather. Normally, 5-10% of the Metallic Effect is added to the top coat. The final look can be enhanced by multiple applications.

Sizes: 100 ml



Antique Finish

COLOURLOCK Antique Finish is a colour touch-up based on aniline dye for antique leather. It is mostly used to refresh antique, uncoloured, vegetable-tanned and embossed leather.

Antique Finish is available in black, yellow, blue, red and brown. Brown is the most common colour.

Sizes: 250 ml / 1 Litre



Luminous Colours

COLOURLOCK Luminous Colours are available in addition to the 17 basic colours. Many leather








items, such as motorcycle racing suits, trendy handbags, jackets or other accessories have luminous or fluorescent coloured leather. Our Luminous Colours cannot be created by using any of the 17 basic colours but they can be mixed with the basic range to achieve a specific shade or tone. This flexibility comes in very handy for special work, thus increasing the scope for repairing and recolouring.

Top Tip: If colouring an area in a fluorescent colour, apply a layer of white first and, if necessary, thin them down with water. Luminous Colours are somewhat transparent and slightly thicker than standard colours and hence show up better increasing the scope for repairing and recolouring.






Sizes: 250 ml / 1 Litre

The colours are approximate and differ from the original depending on printer and screensettings.






Prime Colours

White	
Yellow	
Golden Yellow	
Ochre	
Tangerine	
Orange	
Caramel	
Havana	
Red brown	
Chocolate	
Blood Red	
Cherry red	
Red	
Bordeaux	
Violet	
Deep blue	
Azure	
Blue	
Green	
Pine green	
Black	
Tar	




















Luminous Colours

Luminous Green	
Luminous Yellow	
Luminous Orange	
Luminous Red	
Luminous Pink	




























Metallic Effect Colours

Pearl	
Silver	
Bronze	
Gold	
Red	

Leather Fresh Colours

F 001	
F 002	
F 003	
F 004	
F 005	
F 006	
F 007	
F 008	
F 009	
F 010	
F 011	
F 012	
F 013	
F 014	
F 015	
F 016	
F 017	
F 018	
F 019	

Leather Fresh Colours

F 020	
F 021	
F 022	
F 023	
F 024	
F 025	
F 026	
F 027	
F 028	
F 029	
F 030	
F 031	
F 032	
F 033 (white)	
F 034 (black)	
F 035	
F 036	
F 037	
F 038	
F 039	
F 040	
F 041	
F 042	
F 043	
F 044	
F 045 (aubergine)	
F 046 (anthrazit)	

Auxiliaries & Additives

Aesthetics and durability are two of the most essential components of a good leather repair. Our range of Auxiliaries & Additives plays a key part in enhancing the look, feel and quality of the repair. These products offer leather repair experts a great degree of flexibility, allowing them to customise their work.



Auxiliaries & Additives



Primer

COLOURLOCK Primer ensures good adhesion between the leather and the leather colour. It is sticky, penetrates the leather and binds the colour to the surface. It has a very soft binder and reduces the use of colour considerably, which increases the softness of the leather. Before priming, the leather should be prepared (cleaning, sanding) according to the manual provided and the amount used must be appropriate for the type of leather. The more porous the leather, the more primer should be used.

For extremely porous leather we recommend **COLOURLOCK Primer PLUS**. It's a concentrated product and only recommended on porous leather.

Pre-treating repair areas (scratches, tears, holes etc.) with Primer improves the adhesion of the leather filler and makes the repair more durable. In case of rips and cracks, the primer can also be applied with a sponge or a brush.

The Primer can also be used as a thinner for the Leather colour (max. 30%), so it is ideal if Aniline leather needs minor recolouring and a soft grip (garments etc.).

Sizes: 250 ml / 1 litre



Top Coat

COLOURLOCK Top Coat seals the colour coat. It gives the leather's surface a protective seal against water and dirt, making it better able to withstand general wear and tear. The Top Coat is available in 'Matt', 'Gloss', 'High Gloss' and 'Vehicle, Furniture, Vinyl' versions. All versions can be mixed with each other.

Professionals usually use the 'Matt' and 'Gloss' versions and mix the two to get the desired level of gloss. Companies that don't require these products on a regular basis tend to stock the 'ready-to-use' satin Top Coat 'Vehicle, Furniture and Vinyl'.

The Top Coat 'High Gloss' is for surfaces where the 'Top Coat Gloss' does not provide satisfactory results.

The Top Coat must always be applied with **COLOURLOCK Crosslinker IC2**. The Crosslinker provides the necessary stability for the Top Coat. Only on very soft Aniline, where the grip of the leather should be preserved as much as possible, we just use a small amount of Top Coat without Crosslinker.

Sizes: 250 ml / 1 litre



Crosslinker IC2

Crosslinker IC2 improves the friction values, sensitivity and protective qualities of Top Coat. It makes the surface more robust, and reduces the overall consumption of Top Coat.

With soft surfaces 1-2% Crosslinker IC2 must be added to the Top Coat. 1% with soft furniture and garment leather, 2% with robust car and furniture leather.

When changing colour in cars or on furniture, we recommend adding an extra 2% Crosslinker IC2 to the Leather colour.

On hard surfaces (dash boards, steering wheels, etc.) 5% is recommended to be added to the Leather Colour and 3% to the Top Coat. This is important for hard plastic surfaces to make them scratch resistant. On soft vinyl upholstery, we recommend adding 3% Crosslinker IC2 in the colour and also 3% in the Top Coat.

Important: The mixture of Top Coat and Crosslinker has to be stirred well before every use. If the mixture is not stirred before use it may dissolve the colour over time, if exposed to water.

Crosslinker IC2 is extremely reactive with water. All contact with water and humidity should be avoided. Always close the lid after use. The Crosslinker becomes viscous and then hard when in contact with water.

Mix only as much Top Coat with Crosslinker as you need for the subsequent treatment. Otherwise the Crosslinker will lose its effect. Please follow the safety instructions.

Sizes: 50 ml / 100 ml

Auxiliaries & Additives



Duller

COLOURLOCK Duller is a dulling agent for reducing the gloss effect on extremely matt-surfaced leathers, especially with new vehicle leathers.

More info: Add up to 5% Duller to the colour and use as usual. It is also possible to add up to 3% to the Top Coat. However, this can cause a greying effect on dark leathers. For this reason, we recommend adding it to the paint. To reduce the greying effect max. 3% of Leather Colour can be added to the Top Coat.

Sizes: 250 ml / 1 litre



Gloss

Should using Duller make a colour too dull, a maximum 10% **COLOURLOCK GLOSS** can be added to increase the gloss level of the Leather Colour. GLOSS is not recommended for the top coat. In such cases, add more Top Coat 'Gloss'. Never use pure GLOSS on a surface. It will harden and crack.

Sizes: 250 ml / 1 litre



Wax Slip & Soft Slip

COLOURLOCK Wax Slip and **Soft Slip** are added to the Top Coat to achieve grip effects. With Wax Slip and Soft Slips it is possible to achieve a waxier or softer surface grip. Mix 3-5% Soft or Wax Slips with Top Coat. Wax Slip is often used to generate a waxy grip on furniture or garment leather.

Sizes: 250 ml / 1 litre



Plastic Primer (Aerosol)

Smooth, hard plastic needs to be primed with the **Plastic Primer**. This significantly improves the adhesion on such surfaces. Degrease with Leather Cleaning Spirit, rub with Sanding Pad and spray on a thin layer of Plastic Primer (shake well before use). Dry with the heat gun and spray on the Colour.

Synthetic leather and rubberized plastics however, can be dyed without any primer, if the preparation work is done properly. As long as it is coloured with the recommended amount of **COLOURLOCK Crosslinker IC2**, the adhesion will be perfect.

Sizes: 250 ml / 1 litre



Ink & Dye Blocker

COLOURLOCK Ink & Dye Blocker is a blocking product to prevent migration of ink and other coloured stains coming through on a coloured area. This is very effective when repairing stains caused by marker pens, ball-point pens, glue migration or black mildew. Such marks often penetrate through the colour layer after a while. The blocker prevents this happening.

Important: Clean the dye stains intensely to remove as much stains as possible before using the Blocker.

Sizes: 75 ml / 1 litre



Odour Remover

COLOURLOCK Odour Remover is an industrial preparation for dispelling a wide range of unpleasant odours, from cigarettes and fire residues to animals and urine. Intensive chemical smells caused by new leathers or mildew cannot be neutralised.

Sizes: 250 ml / 1 litre

Auxiliaries & Additives



Thickener

COLOURLOCK Filler remains white after drying. Therefore, mixing a few drops of colour into the Filler is recommended for achieving a closer match to the original colour. If too much colour is added, the Filler will become too liquid. This can be reversed by adding very small amounts of **COLOURLOCK Thickener**.

Important: The filler does not have to be dyed completely! Too much Thickener added to colour will weaken the strength of the Filler. Thus, only small amounts of colour should be added and the Thickener should only be used in exceptional cases. The same applies when working with Fluid Leather.

The Thickener is also used to thicken Leather Colour. Stir in about 2% to 5%. If possible, always wait 24 hours. The liquid will become thicker if left overnight.

Sizes: 75 ml / 1 litre



Licker Oil & Leather Softener

COLOURLOCK Licker Oil is used to make dried and hardened old leather softer before it is professionally coloured. Licker oil is water-soluble and makes the following colouring easier.

Application: First make all repairs with Filler or Fluid Leather! Then mix 20% Licker Oil with 80% warm water. Wipe the leather with the mixture and let the product sink into the surface. The mixture can be applied with a sponge or a cloth or can also be sprayed onto very open-pored leath-

ers or the reverse of leather. Repeat if necessary. Wait at least a day before the next treatment.

Leathers which are to be coloured after the treatment with Licker Oil should always be degreased with Leather Cleaning Spirit before the coloration. Wait at least a day between the treatment with Licker Oil and coloration to give the oil time to sink into the fibres. The leather won't be soft as new, but much better and the risk of breaking is strongly reduced.

COLOURLOCK Leather Softener is a product for end consumers to make dried and hardened old leather softer. The softener is a pure oil and not water-soluble and should therefore only be used for leathers which are not going to be coloured professionally after the treatment.

Sizes: 250 ml / 1 litre



Leather Finish Dull (Aerosol)

COLOURLOCK Leather Finish Dull is a transparent Top Coat in a spray can. Several of our trade customers offer a mobile service and repair minor damages on site, usually at the customer's home. Since it is not always possible to work with a spray gun or airbrush, Leather Finish Dull in aerosol replaces the water-based Top Coat mixed with Crosslinker IC2. It gives a satin finish and cannot be adjusted.

Sizes: 250 ml



LIP LEISOL Quiet Cream & LIP PEOX Antifriction Cream

LEISOL and **PEOX** are noise reduction products in our automotive industry range. Both products are "all-rounders" which significantly reduce squeaks and rattles from contact areas. Please refer to the separate manual.

PEOX Antifriction Cream is a coating which is transparent after drying and eliminates unwanted noises. It

is ideal for flexible surfaces, such as leather and vinyl, for hard surfaces, flexible and static parts. In the furniture sector, PEOX is used with Alcantara or similar textiles in order to eliminate noises on movable furniture parts. PEOX is more suitable for invisible areas, but always first choice. PEOX is a paste and, for a uniform application, it has to be rubbed into a cloth first before application.


LEISOL Antifriction Cream reduces or eliminates noises caused by crushing, friction or overpressure of leather and vinyl material. LEISOL is invisible and can therefore also be used on visible surfaces. LEISOL is liquid, comes in a pump spray bottle and is therefore first choice for inaccessible areas.

Sizes: 75 ml / 100 ml

Tools & Equipment

Everyone has heard the sayings ‘the right tool for the right job’ and ‘you are only as good as your tools’. These statements perfectly describe leather repair equipment. The suitability and quality of the equipment that you choose are almost as important as the products themselves. Our tools complement our products and make leather cleaning and repair work easy – saving you time and money!

Tools & Equipment



Leather Sanding Pad

The **COLOURLOCK Leather Sanding Pad** can be used in many different cases:

- Smoothing rough areas on leather, vinyl and plastic surfaces before the application of **COLOURLOCK Leather Fresh** or **COLOURLOCK Fluid Leather**
- Gentle cleaning and lifting grease from suede and nubuck fibres
- Levelling Neutral Binder repairs between applications.



Polishing Pad 4000

The **COLOURLOCK Polishing Pad 4000** is used to sand newly applied dyes and top coats. Its extremely fine grain helps achieve a perfect smooth surface after the spraying process. The pad can be washed with water for reuse.



Leather Cleaning Brush

The **COLOURLOCK Leather Cleaning Brush** is perfect for removing dirt from deep graining of pigmented leather and other grained surfaces. It has high quality bristles that are soft enough so they don't scratch or damage the leather. It is small enough to get into gaps and hard to reach areas.



Fast Grain Maker Set

The **COLOURLOCK Fast Grain Maker Set** is a quickly hardening, two-component product used to replicate the leather graining structure and imprint it onto a repaired area which has been filled with Filler, Fluid Leather or Leather & Vinyl Paste. This flexible material can be re-used for similar graining.



Chill Bar

The **COLOURLOCK Chill Bar** helps to evenly press a grain onto the leather, to cool down repair areas and to remove dents. The flat side is for flat surfaces and the rounded side for curved surfaces.



Thermopad - Silicone Pad

The **COLOURLOCK Thermopad** is an underlay silicone pad which is used to hold the Fast Repair Grain when it is heated, as well as for pressing the graining pad evenly onto the leather's surface.



**Ball Head & Flat Head
(Combination Tool)**

Spatula and modelling tools help with any repair work. The **Flat Head** helps smoothing down repair works and the **Ball Head** helps pressing down.



**Flat Head Spatula
(Combination Tool)**


The different flat heads help smoothing down, pressing and modelling repairs.



Dent Lifter Tool

The **Dent Lifter Tool** helps with lifting dents in leather, vinyl and plastic by pulling the dent outwards. The repair of the remaining piercing hole is easier to repair than to fill the complete dent.

Tools & Equipment



**Flat Head Spatula
(Long & Short)**

Both **Flat Head Spatulas** are for smoothing down surfaces during repairs. They are also useful tools to use in combination with the Repair Grain Maker.



Airbrush AB300

The **Airbrush AB300** is an easy-to-use and easy-to-clean airbrush preferred by leather professionals. Use it to apply primers, dyes and top coats on smaller or not-so-easily accessible surfaces.



Paint Filter

The **Paint Filters** are used to filter residue from the Leather Colours and Top Coat before spraying to avoid clogging the airbrush or spray gun.

Sizes: Set of 10



**Beaker 100ml Plus
Screw Lids**

The **100 ml Mixing Beaker** with volume scale and lid is convenient for measuring colour mixes, to shake and mix Top Coat with Crosslinker, and tightly storing the mixed liquids. The lid can be used to mix Filler and Leather Colour and, to avoid fast drying, the cup can be closed. The cup has a field for labels.

Number: Set of 10



**Dosing Bottle 250ml
(Empty)**

The **Bottle 250 ml + dosing** lid is a refillable plastic bottle useful when only drops of liquids have to be measured or when space and weight has to be reduced in the mobile repair box. The practical quick-release lid is easy to handle and allows a controlled small volume addition.



Glass Beaker 250ml

The **Glass Beaker 250 ml** is an easy-to-clean cup that can be reused multiple times for mixing colours at the repair shop. They are laboratory beakers with a measuring scale and are made of very robust glass.

Sizes: 250 ml



Mini Brush

The **COLOURLOCK Mini Brushes** can help with gluing and colouring jobs:

- For little damages the colour can be applied selectively.
- Correction work on different coloured stitching or piping edges can be done more accurately.
- Raised edges can be primed punctually before embossing.
- The Mini Brush can also be used to clean the airbrush and spray gun.

Number: Set of 10



**Peel Off Marker
(Orange Tip 2-4mm)**

The **Peel Off Marker** is a fast drying marking pen which can easily be rubbed off with a finger or cloth. It is suitable for all smooth surfaces, but not suitable for porous leathers and fabrics. Ideal for marking damages, defects and leaving messages of any kind that should not leave traces after removal.

Number: Set of 10



**Colour Wheel &
Mixing Instructions**

The **Colour Wheel** is an universal tool that shows the relationships between primary colours. Use it as a guide for colour mixing. We supply recipe suggestions for most modern car leathers.



LEDERZENTRUM GmbH

Raiffeisenstraße 1

D-37124 Rosdorf bei Göttingen

Tel. +49 (0)551 770 730

Fax +49 (0)551 770 7322

E-Mail info@lederzentrum.de

www.lederzentrum.de